INFORMATION SHEET

DELIVERING FOR QUEENSLAND | Queensland Government

Unlocking water in the Wet Tropics water plan area

We have analysed the Water Plan (Wet Tropics) 2013 and found 15,400ML of water to unlock so local industries have the water they need to grow.

We assessed the following types of information to find ways to improve water access:

- Water demand gathered from:
  - an industry demand assessment for the water plan area
  - expressions of interest in unallocated water
  - direct feedback from water users and stakeholders, including from those affected by the closure of the Mossman Sugar Mill
  - existing project reports and assessments.
- Unallocated water reserves.
- Existing water entitlements.

Recommendations

We recommend the following key actions to unlock more water in the Wet Tropics.

1. Make up to 15,400ML of new water available from unallocated water reserves to meet agricultural demand across the water plan area.
2. Consider water management arrangements needed in the future to support more water trading or unallocated water releases if demand increases.
3. Reduce red tape and improve water availability through the future water plan review (due 2032).
   - Streamline the process for applying for a water licence.
   - Make licence conditions consistent to support water trading.
   - Consider converting licences to allocations to support water trading if future demand increases.

Next steps

Early 2027
Refine new licence conditions and make formal decision to release unallocated water

→

2027–28
Application and assessment process for new water licences

→

2028
New water licences issued

→

2030 onwards
Review demand and consider recommendations for water plan review and replacement

Further information

Visit www.dlgwv.qld.gov.au/water/unlocking-water-project or scan the QR code to the right

Email waterhub@dlgwv.qld.gov.au

Call **1800 822 100**

WET TROPICS WATER PLAN AREA

DELIVERING FOR QUEENSLAND | Queensland Government

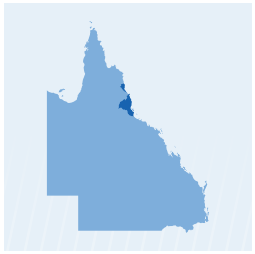

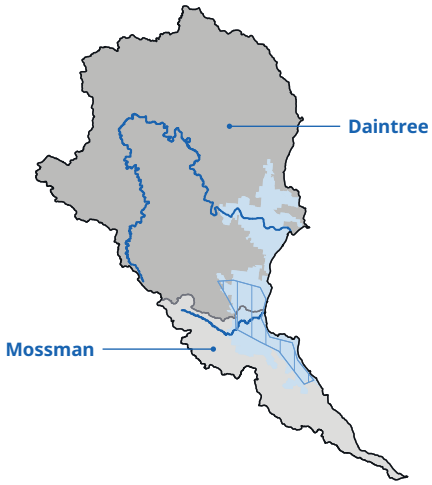

Current water plan unallocated water reserves

General
16,350ML (15,400ML available)

High flow
870,000ML (870,000ML available)

Strategic
35,900ML (34,900ML available)

Indigenous
5,200ML (5,200ML available)

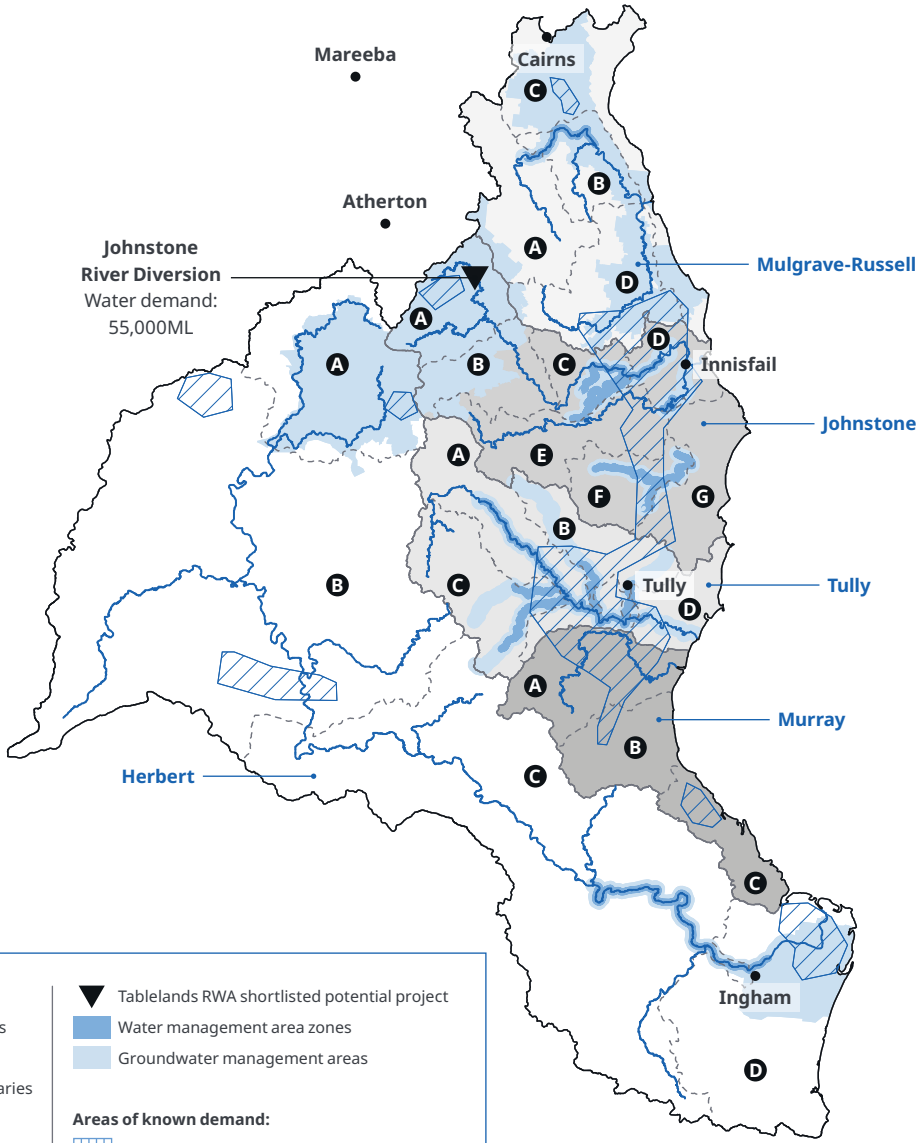

Key

- Water plan area
- Catchment boundaries
- Catchment areas
- Subcatchment boundaries
- A Subcatchment areas
- Watercourse
- City or town
- Tablelands RWA shortlisted potential project
- Water management area zones
- Groundwater management areas

Areas of known demand:
- Mostly groundwater
- Mostly surface water